



SIMS 2021 Autumn Release Note

7.202 Combined Edition - version 1.1

Welcome to the SIMS 2021 Autumn Release	2	Reporting	16
Important Information for Windows 8 and Windows Server 2012 Users	3	School Census Spring 2022 Return	17
Release Notes	3	School Level Annual School Census (SLASC) 2022 Return	18
Backing up SIMS and FMS	3	School Workforce Annual Census	19
Important Information Regarding the Upgrade of SIMS and Discover	4	SIMS Core	19
Important Information Regarding SIMS Documentation	4	SIMS ID	21
Where to Find More Information?	5	SIMS Parent and SIMS Parent Lite	21
Permissions	6	SIMS Services Manager	21
Compatibility between One and SIMS	6	System Manager	21
Version Support for FMS	7	Teacher app	22
Important Information about Self-Hosted SIMS Learning Gateway	7		
Supported SIMS Versions with PX Autumn Release	8		
Admissions	8		
AMPARK	8		
Assessment	9		
Attendance	9		
Catholic Education Services (CES) 2022 Return	10		
Course Manager	10		
CTF	10		
Dinner Money	11		
Examinations Organiser	11		
Fees Billing	13		
FMS	13		
Independent Schools Council (ISC) 2022 Return	13		
Lesson Monitor	14		
Options Online	14		
Pay360 Education Payments	15		
Personnel	15		
Pupil Level Annual School Census (PLASC) 2022 Return	15		

Welcome to the SIMS 2021 Autumn Release

Please read these notes carefully before installing or upgrading your software. Do not attempt any installation or upgrade without first making a fully restorable backup of your SIMS system.

This release note is available in PDF and Word formats. To take full advantage of the functionality available in this release note (e.g. links to handbooks and video tutorials), you must use the PDF version. We cannot be held responsible for any changes, errors or omissions resulting from subsequent editing of the supplied document.

** NEW – Ideas Portal **

Our ideas portal is the perfect place to raise any new ideas or enhancements to the existing functionality you may have. Take the opportunity to view, vote and promote ideas that you feel would make the most difference to your experience in SIMS. The product team are continually reviewing the ideas that are submitted and trending among the community for opportunities to further better the user experience. You can access the customer ideas portal via the support portal (https://support.capitasoftware.com/csm?id=kb_article_view&sysparm_article=KB0043869). You must log in to the support portal to access the ideas portal.

** NEW – Satisfaction Survey **

The SIMS 7 Satisfaction Survey is your direct opportunity to feedback to the product team on your experiences and views of the software itself. The short questionnaire will give you the chance to detail your thoughts on the modules, rate the user experience and evaluate the latest additions. This can be completed anonymously should you wish, or you can provide your details for us to follow up for further research in the future. You can access the latest version of the satisfaction survey via the support portal (https://support.capitasoftware.com/csm?id=kb_article_view&sysparm_article=KB0049142). You do not need to log in to the support portal to access the satisfaction survey.

** Essential updates to DeX **

The SIMS 2021 Autumn Release includes essential updates to the DeX mechanism for the transfer of data. Consequently, it may take longer to upgrade to this release than it did for other recent SIMS 7 releases.

Important Information – please read before upgrading

If you are performing a SIMS upgrade spanning more than one release, it is essential that you read the release note associated with each version.

Important Information for Schools in England

At the time this release note was produced, we had not yet received the baselined validation and summary report files from the DfE for School Census Spring 2022. Schools should not provide their Return file to the DfE until they have imported a fileset that includes the official DfE validation and summary report files.

Important Information for Schools in Wales

At the time this release note was produced, we had not yet received the baselined validation and summary report files from the Welsh Government for the PLASC 2022 Return. Schools should not provide their Return file to the Welsh Government until they have imported a fileset that includes the official Welsh Government validation and summary report files.

Upgrading using SOLUS

The SIMS Online Update Service (SOLUS) enables you to download and run SIMS releases and patches via the Internet. This is achieved using **SOLUS3**.

For instructions on carrying out an upgrade with **SOLUS3**, please refer to the *SOLUS3 for Schools* or the *SOLUS3 for Local Authorities* handbook.

Support for SQL Server

SIMS, FMS, Discover, Partnership Xchange, SOLUS and InTouch run on SQL Server 2012, SQL Server 2014 and SQL Server 2016. For more information on support for SQL Server and Windows environments, please refer to the *SIMS Minimum Hardware and Technical Roadmap* on the support portal (https://support.capitasoftware.com/csm?id=kb_article_view&sysparm_article=KB0035434).



B2B

If you use B2B, and you want the SQL Server service to be configured to run as a Domain account instead of the built-in LocalSystem account on Windows 2008 R2 or Windows 2012 Server, a separate patch can be run to enable this functionality. This patch is available from your Local Support Unit (Patch 20419) and it must be applied to your SIMS database by a user with System Administrator permissions.

General

If your school uses both Fees Billing and FMS, then SIMS and FMS must be upgraded at the same time.

Important Information for Windows 8 and Windows Server 2012 Users








If you are running SIMS on a Windows 8 or Windows Server 2012 workstation, you may encounter difficulties when attempting to open PDF files in SIMS. This is caused by Windows Reader being the default program used to open PDF files.

To resolve this issue, you must first ensure that Adobe Reader 10 or later is installed.

Next, you will need to associate Adobe Reader with all PDF files. From the Taskbar, click **File Explorer**, click **Computer** in the panel on the left-hand side of the page then from the Menu Bar, select **Computer | Open Control Panel**. Click **Programs | Default Programs | Associate a file type or protocol with a program**. In the **Extensions** list, scroll down to and click the **.pdf** item then click the **Change program** button. Click **Adobe Reader** then click the **Close** button.

Release Notes

Each functional area displays a set of icons, which indicate the school type(s) to which the content relates. Icons that indicate a link to the applicable handbook(s) and New Feature videos are also displayed.

-  *Content applicable to English Primary and Northern Ireland Primary schools*
-  *Content applicable to English Secondary and Northern Ireland Secondary schools*
-  *Content applicable to Welsh Primary schools*
-  *Content applicable to Welsh Secondary schools*
-  *Content applicable to Independent schools*
-  *Link to the applicable handbook(s)*
-  *Link to a New Feature video*

If you have any comments or questions regarding any SIMS user documentation, please email us (publications@educationsoftwaresolutions.co.uk).

Backing up SIMS and FMS

Where SIMS Personnel is used to generate Salary Projections in FMS, SIMS and FMS backups should be carried out at the same time. If one of the databases needs to be restored, the other database must be restored to the same point, i.e. if you restore the SIMS database, you must restore the FMS database to the same point and vice versa.

IMPORTANT NOTE: Backups are no longer zipped, because of the number of issues caused by zipping backup files. Recent operating systems now allow the use of compressed folders, which are recommended for automatically compressing backups. Please refer to your operating system documentation for instructions on applying compression to a folder.

Important Information Regarding the Upgrade of SIMS and Discover

IMPORTANT NOTE: You must upgrade to the SIMS 2021 Autumn Release before upgrading Discover. If you upgrade Discover before upgrading SIMS, data will not be transferred between the SIMS and Discover databases until SIMS has been upgraded.

Auto-Deployment of SIMS and Discover

If SOLUS3 auto-deployment is enabled for Discover, we recommend that the settings for Discover auto-deployment are set to start later than the SIMS auto-deployment start time plus the timeout.

The screenshot shows the SOLUS3 Settings window with the 'Updates' tab selected. The 'UPDATES' section includes: 'Check updates every' set to 10 minutes, 'Task time out' set to 30 minutes, 'Rollback on failure' checked, and 'Auto download' checked with a time range of 13:22 to 15:23. The 'AGENTS' section shows 'Concurrent downloads' set to 5 and 'Auto download' checked with the same time range. The 'AUTO DEPLOYMENTS' section is a table with columns for Products, Mon, Tue, Wed, Thu, Fri, Sat, and Sun. The products listed are FMS, SIMS, SIMS Discover, and SOLUS, each with a time range and deployment days.

Products	Between	Mon	Tue	Wed	Thu	Fri	Sat	Sun
<input checked="" type="checkbox"/> FMS	Between 11:00 and 23:00	<input checked="" type="checkbox"/>	<input checked="" type="checkbox"/>	<input checked="" type="checkbox"/>	<input checked="" type="checkbox"/>	<input checked="" type="checkbox"/>	<input type="checkbox"/>	<input type="checkbox"/>
<input checked="" type="checkbox"/> SIMS	Between 11:00 and 23:00	<input checked="" type="checkbox"/>	<input checked="" type="checkbox"/>	<input checked="" type="checkbox"/>	<input checked="" type="checkbox"/>	<input checked="" type="checkbox"/>	<input type="checkbox"/>	<input type="checkbox"/>
<input checked="" type="checkbox"/> SIMS Discover	Between 13:00 and 23:00	<input checked="" type="checkbox"/>	<input checked="" type="checkbox"/>	<input checked="" type="checkbox"/>	<input checked="" type="checkbox"/>	<input checked="" type="checkbox"/>	<input type="checkbox"/>	<input type="checkbox"/>
<input checked="" type="checkbox"/> SOLUS	Between 11:00 and 23:00	<input checked="" type="checkbox"/>	<input checked="" type="checkbox"/>	<input checked="" type="checkbox"/>	<input checked="" type="checkbox"/>	<input checked="" type="checkbox"/>	<input type="checkbox"/>	<input type="checkbox"/>

If the times are not set like this, and the Discover deployment starts before the SIMS deployment, then the data transfer between SIMS and Discover will not work until the SIMS upgrade is completed.

Important Information Regarding SIMS Documentation

The SIMS [Documentation Centre](#) is accessed by clicking the [Documentation](#) button on the SIMS [Home Page](#).

User documentation is arranged by output type (handbook, tutorial, QRS, etc.) and then by functional area. It is also arranged by role (e.g. Teacher, Administrator, Returns Manager, etc.). Frequently Asked Questions and Troubleshooting sections are also available.

User documentation that is accessible via the SIMS [Documentation Centre](#) is hosted on the web. Help files are delivered to the `\Program Files\SIMS\SIMS .net` folder on each SIMS workstation.

NOTE: If you wish to access the latest user documentation for the SIMS 2021 Autumn Release without logging into SIMS, the [Documentation Centre](#) is accessible via the support portal (https://support.capitasoftware.com/csm?id=kb_article_view&sysparm_article=KB0036819).

When a user logs in to SIMS for the first time following an upgrade, a What's New page relevant to your school phase is provided.

For schools in Wales, the following key documents are provided in the Welsh language:

- What's New page
- Release note – Welsh Primary schools
- Release note – Welsh Secondary schools
- End of Key Stage Data Processing (Wales) handbook.

We would welcome any feedback you have on the SIMS [Documentation Centre](#). If you have any comments, please email the SIMS Publications team (publications@educationsoftwaresolutions.co.uk).

The Documentation Centres can be accessed from within our products:

- In SIMS 7, click the **Documentation** button on the SIMS **Home Page** (via **Focus | Home Page**)
- In FMS, select **Help | FMS Documentation**
- In Discover, click the **?** button
- In Satellite products, click the **Help** link.

Alternatively, visit the SIMS User Documentation Hub (https://support.capitasoftware.com/csm?id=kb_article_view&sysparm_article=KB0037321), where you can access our range of Documentation Centres.

You do not have to log in to the support portal to access user documentation.

For the PDF editions of our video tutorials to display correctly, it was necessary to install Adobe Flash Player. Support for Adobe Flash Player ended on 31 December 2020. Consequently, we migrated our range of video tutorials from PDF to MP4 format. They remain available from the SIMS **Documentation Centre** on the support portal (https://support.capitasoftware.com/csm?id=kb_article_view&sysparm_article=KB0036819).

If you have any comments or questions regarding any SIMS user documentation, please email the SIMS Publications team (publications@educationsoftwaresolutions.co.uk). Alternatively, you can provide feedback on each Documentation Centre resource using the **Helpful?** and **Rate this article** functions. When giving feedback, please provide enough information for us to locate and investigate the issue.

Important information about using the SIMS Documentation Centre

- If you are running SIMS on a Windows 8 or Windows Server 2012 workstation, you may encounter difficulties when you first log into SIMS after a SIMS upgrade because the What's New page is displayed automatically and cannot be closed easily. This is caused by Windows Reader being the default program used to open PDF files. To resolve this issue, you must first ensure that Adobe Reader 10 or later is installed.

Next, you will need to associate Adobe Reader with all PDF files. From the Taskbar, click **File Explorer**, click **Computer** in the panel on the left-hand side of the page then from the Menu Bar, select **Computer | Open Control Panel**. Click **Programs | Default Programs | Associate a file type or protocol with a program**. In the **Extensions** list, scroll down to and click the **.pdf** item then click the **Change program** button. Click **Adobe Reader** then click the **Close** button.

- If Google Chrome is your default Web browser, you must download PDF files instead of opening them in Chrome to ensure that PDF files display correctly. This is achieved by entering **chrome://settings/content/pdfDocuments** in the Address Bar then pressing **Enter**. Move the **Download PDF files instead of automatically opening them in Chrome** slider to the on position.

If you require assistance with this or any other issue you encounter when attempting to access user documentation, please contact the SIMS Publications team (publications@educationsoftwaresolutions.co.uk).

Where to Find More Information?

Via SIMS...

For the software handbooks, navigate to the SIMS **Home Page**, then click the **Documentation** button to display the SIMS **Documentation Centre**.

Via the Support Portal...

User documentation is also available from the support portal (<https://support.capitasoftware.com/csm>).

If you are unable to obtain the required handbook using any of these methods, please email us (publications@educationsoftwaresolutions.co.uk) and we will be pleased to send a copy to you.

Permissions

The permissions spreadsheet, which lists all permissions relating to SIMS 7.202, is available from the [Documentation Centre](#). To access the SIMS [Documentation Centre](#), click the [Documentation](#) button on the SIMS [Home Page](#).

In the support portal, open the 7.202 SIMS Permissions Spreadsheet (https://support.capitasoftware.com/csm?id=kb_article_view&sysparm_article=KB0048657).

Compatibility between One and SIMS

Support for B2B:Personnel ended with the release of One version 3.74 (Spring 2021). The B2B:Personnel table that has previously been present in this release note has therefore been removed.

B2B:Student

		One Release Version	
		One Summer 2021 Release (3.75)	One Autumn 2021 Release (3.76)
SIMS Release Version	SIMS 2021 Summer Release (SIMS 7.200) Running B2B:Student v4 Phase 2	✓ ¹	✓ ¹
	SIMS 2021 Summer Release (SIMS 7.200) Running B2B:Student v4 Phase 3 (SSM - Scheduled Tasks)	✓ ²	✓ ²
	SIMS 2021 Autumn Release (SIMS 7.202) Running B2B:Student v4 Phase 2	✓ ¹	✓ ¹
	SIMS 2021 Autumn Release (SIMS 7.202) Running B2B:Student v4 Phase 3 (SSM - Scheduled Tasks)	✓ ²	✓ ²

¹ For England only. These combinations will not transfer the additional exclusion reasons mandated by the DfE from September 2020. They will transfer the first reason identified as the reason for the exclusion and transfer a single reason.

² For England Only. This combination of SIMS and One is required for up to three exclusion reasons to be transferred, as mandated by the DfE from September 2020.

There are various elements of functionality in One and SIMS that require compatibility between the two solutions. The following table provides information on the version(s) of schemas that are supported in release versions of One and SIMS, and therefore indicate version and release compatibility.

		One Release version	
		3.75 (Summer 2021)	3.76 (Autumn 2021)
SIMS Component	B2B:Student	v1.1	v1.1
	B2B:Personnel	n/a	n/a
	ATF	v17.0	v18.0
	CTF	v20 (for import) v21 (for import/export)	v20 (for import) v21 (for import/export)
	School Census	SC 2021/2022	SC 2021/2022
	PLASC	PLASC 2021	PLASC 2022
	ASL	v18.0	v18.0
	AMPARK	SIMS 7.198	SIMS 7.198
	ADT	v18.0	v18.0

Version Support for FMS

The FMS support arrangements depend on the supported versions of SIMS where Personnel Links is being used. Support for FMS is detailed in the following table.

Release	SIMS Version	FMS Version	FMS with Personnel Links/Equipment Register	FMS without Personnel Links/Equipment Register
Autumn 2021	7.202	6.202	Supported	Supported
Summer 2021	7.200	6.200	Supported	Supported
Spring 2021	7.198	6.198	Not supported	Supported

NOTE: FMS 6.202 has been tested against SQL Server 2012, 2014 and 2016.

Important Information about Self-Hosted SIMS Learning Gateway

Support for self-hosted SIMS Learning Gateway (SLG) ceased at the end of March 2020.

From 1 April 2020, schools have been able to use their SLG installation for a limited period. However, all functionality will be removed in a future release.

ESS has provided a suite of apps to replace the functionality of SLG:

- SIMS Parent/Student (<https://www.ess-sims.co.uk/products-and-services/sims-parent-app>)
- SIMS Teacher app (<https://www.ess-sims.co.uk/products-and-services/sims-teacher-app>)
- SIMS ID (<https://www.ess-sims.co.uk/products-and-services/sims-id>).

To discuss moving to these apps, please contact your SIMS Account Manager. Alternatively, contact us (enquiries@educationsoftwaresolutions.co.uk).

Supported SIMS Versions with PX Autumn Release

The SIMS PX Agent should be upgraded to the PX 2021 Autumn Release immediately after, or in conjunction with, upgrading to the SIMS 2021 Autumn Release.

IMPORTANT NOTE: If you install the SIMS 2021 Autumn Release (SIMS 7.202) and continue to run an older release of the PX Agent, this is not guaranteed to work and is therefore not supported.

Admissions

New Features

EP ES WP WS IN

ATF Version Number and Data Tags



Applicable to Maintained schools in England only

Routines | Admission | Import ATF File

It is now possible to import version 17.0 and 18.0 ATF files only.

Data tags for English Proficiency, Country of Birth and Nationality have been removed.

Deleting Admission Enquiries



Applicable to Independent schools only

Tools | Housekeeping | Delete Admission Enquiries

It is now possible to delete multiple admission enquiries at the same time. All the associated personal information for enquirers and prospective pupils is also deleted, where these are their only roles recorded in SIMS. This process can be used to remove information that should no longer be retained in line with GDPR guidelines.

Recording Transport and Concessions Information

Applicable to schools in India only

Focus | Pupil | Concessions & Transport

Focus | Admission | Application - Concessions & Transport in the Links panel

Reports | Fees Billing | Logs | Changes

It is now possible to record transport provisions via the renamed **Concessions & Transport** menu items. The information recorded is included as part of the Fees Billing Changes Log report.

Fixes

This release includes a fix in the following area:

- For schools in Northern Ireland, when changing the **Town, District** or **County** address fields on an applicant record, if the address has previously been validated in SIMS, it will remain validated once the record is saved (via **Focus | Admission | Application**).

AMPARK

New Features

EP ES WP WS IN

Enhancements for the SIMS 2021 Autumn Release

The Assessment Manager and Performance Analysis Resource Kit (AMPARK) provides a set of resources for use with SIMS Assessment. This kit has been updated for the SIMS 2021 Autumn Release.

For more information, please refer to the *Assessment Manager and Performance Analysis Resource Kit* release note, which is available from the support portal (https://support.capitasoftware.com/csm?id=kb_article_view&sysparm_article=KB0048632).



Assessment

New Features

EP ES WP WS IN

Enhancements to Additional Student Information Columns in Marksheets



[Focus | Assessment | Marksheet Entry](#)

[Focus | Assessment | Template](#)

It is now possible to display the following as additional student information columns on a marksheet:

- Total Achievement Points
- Total Behaviour Points

The totals represent the cumulative points accrued by the pupil/student during the academic year referenced in the [Group Membership Date](#).

- UPN

Before printing or exporting marksheets that contain a UPN, you are asked to confirm this action before this sensitive data can be shared. Please note that the DfE suggests that the inclusion of a UPN on a marksheet should not be common practice.

Enhancement to the SIMS School Report



[Reports | School Report](#)

It is now possible to include leavers who were on-roll at any point between the [Start Date for Attendance, Conduct and Exclusions](#) and the [Reference Date](#) by selecting the [Include Leavers](#) check box. Information on leavers is now included in the report output.

Adding Inactive User Defined Fields to Assessment Marksheets and Templates



[Focus | Assessment | Marksheet Entry](#)

[Focus | Assessment | Template](#)

It is now possible for a class teacher to add inactive User Defined Fields (UDFs) to an Assessment marksheet as Additional Student Columns. It is also possible for an Assessment Co-ordinator to add inactive UDFs to a template as Additional Student Information columns.

Including Pupil Premium Information when Printing or Exporting Marksheets in Bulk



[Tools | Performance | Assessment | System Utilities | Marksheets](#)

When bulk printing and exporting marksheets (using the [Print a selection of Marksheets](#) or [Export a selection of Marksheets](#) options in the [Marksheets](#) wizard), Pupil Premium information can be included by selecting the [Show Pupil Premium Indicator](#) check box.

Attendance

New Features

EP ES IN

Attendance Subcode Amendments

Applicable to schools in England only (except Nursery schools)

[Focus | Attendance](#)

Attendance subcodes X03 and X04 are no longer active.

Two attendance subcodes have been added:

- X08-Director of Public Health advice not to attend
- X09-Self-isolating – specific group required by NHS test and trace.



Subcode Report

Applicable to schools in England only (except Nursery schools)

[Reports](#) | [Attendance](#) | [Selected Pupil \(or Student\) Reports](#) | [Subcode Report](#)

The new Subcode report enables schools to report on COVID-19-related information.

Options are available to report by individual pupil/student, groups of pupil/students and date range.

Catholic Education Services (CES) 2022 Return

Applicable to Catholic schools in England and Wales only

New Features

EP **ES** **WP** **WS** **IN**

CES Census 2022 Key Dates

[Routines](#) | [Statutory Returns](#) | [Schools CES Census](#)

The dates are different for English and Welsh schools:

- In England, the census date is Thursday 20 January 2022
- In Wales, the census date is Tuesday 18 January 2022.

Ethnicity Codes in the CES Census

Applicable to schools in England only

The new ethnicity code of **WNIR** (White - Northern Irish) has been mapped to the CES Census code **WBRI** (White - British) for pupil/students and staff.

Course Manager

New Features

WS **IN** 

Revised List of QWADs Provided by Qualifications in Wales (QiW)

Applicable to schools in Wales only

The list of QWADs provided by QiW has been updated for 2021/2022. QWADs are reported on in the Post-16 PLASC Return.

Removal of the Welsh Baccalaureate Panel when Importing Qualification Data

Applicable to schools in Wales only

[Tools](#) | [Examinations](#) | [Import Qualification Data](#)

The **Welsh Baccalaureate** panel has been removed from the **Import Qualification Data** page. Previously, this panel was read-only.

All necessary points and equivalences are now included in the Performance Measures file. You are no longer required to record this information manually.

CTF

New Features

EP **ES** **IN** 

Option to Export Phonics Test Results in a CTF

[Routines](#) | [Data Out](#) | [CTF](#) | [Export CTF](#) | [Phonics Test Results \(For Autumn Term 2021 1st Screening Check only\)](#)

The DfE requires schools to provide a CTF file that contains information on Year 2 pupils who missed their first Phonics check in Year 1 due to COVID-19.

To enable schools to fulfil this obligation, the **Phonics Test Results (For Autumn Term 2021 1st Screening Check only)** export type is now available.

Dinner Money

New Features



[Managing Pupil/Students](#)

[Setting Up and Maintaining Dinner Money](#)

Changes to Free School Meal (FSM) Transitional Protection

Applicable to schools in Wales only

[Focus | Pupil \(or Student\) | Pupil \(or Student\) Details](#)

[Tools | Dinner Money | Backdate Transitional Protection](#)

It is now possible to backdate the **Effective Date** for **FSM Transitional Protection** in the **Dietary** panel of the pupil/student record to a date up to and including the start of the current academic year. Previously, it was not possible to change the **Effective Date** field.

For Dinner Money users, the **Effective Date** must be backdated or removed via [Tools | Dinner Money | Backdate Transitional Protection](#). This enables Dinner Money to recalculate school meal charges.

Examinations Organiser

New Features



Importing the Supplementary Component Results XML File Type

[Schools in England](#)

[Schools in Wales](#)

Applicable to schools in England and Wales only

[Tools | Examinations | Import Component Results](#)

The new Component results file type has been provided by AQA, OCR, Pearson and WJEC, and contains supplementary results information.

This is an additional results file type and works in conjunction with what is already provided in the EDI-R results file type.

The supplementary results information is stored in aspects. Information that is imported from this file and stored in aspects is subject to the usual Examinations embargo.

This does not replace or supersede the existing Examinations Organiser results import routine (available via [Tools | Import Results & Enrolments](#)), which should still be used to import the EDI-R results file type.

The EDI-R results file must still be imported via Examinations Organiser to process results and generate PI reports. Importing the new supplementary XML results file is optional; it is not required for the processing of results or the generation of PI reports.

Level 2 Technical Certificates in Manage Performance Indicators



Applicable to schools in England only

[Tools | Examinations | Manage Performance Indicator](#)

To accommodate changes for Level 2 Technical Certificates, enhancements have been made to the **16-18** section of the **Performance Indicator** panel on the **Manage Performance Indicator Details** page. This feature is available once you have defined an exam season for the 2021/2022 academic year.

The **Level 2 Vocational** check box has been removed from the **Counts in the following categories** section.

When selecting **Technical Certificate** from the **Counts in the following categories** section, the column headings in the **16-18** table in the **Grade Details** panel change to display **Points** and **GCSE Size Equivalence**. The validation has also been updated. There is no longer a requirement to complete any of the **Key Stage 4** details because these are not applicable for technical certificates.



Enhancements to the QN Cloning Process (Level 2 Technical Certificates)



Applicable to schools in England only

[Tools](#) | [Examinations](#) | [PI Setup](#)

To accommodate changes for Level 2 Technical Certificates, the QN cloning process (**Select Clone to create a copy of all QNs used in the previous year**) now ensures that the previous year's Technical Certificate records are carried over into the next year.

You are strongly advised to perform a manual review of the cloned QNs once this process has completed.

Enhancement to the Performance Table Report (Level 2 Technical Certificates)



Applicable to schools in England only

[Tools](#) | [Examinations](#) | [PI Reports](#)

To accommodate changes for Level 2 Technical Certificates, when producing the Performance Tables Full report output for the **Age 16-18** level, the new **GCSE Size Eq.** column reflects the information recorded on the **Manage Performance Indicator Details** page.

Inclusion of QWADs in Certification Elements Reports



Applicable to schools in Wales only

[Tools](#) | [Examinations](#) | [Import Qualification Data](#)

When importing qualification data, enhancements have been made to the functionality available in the previously named **Review QANs** panel to accommodate both QANs and QWADs.

- The panel title has been renamed **Review QWADs/QANs**

- The reports have been renamed:
 - Certification Elements without QWADs/QANs
 - Certification Elements with unmatched QWADs/QANs (this report now searches for both QWADs and QANs)

The report outputs have been updated to reflect these changes.

Enhancements to Edit PI Data



Applicable to schools in Wales only

[Tools](#) | [Examinations](#) | [Edit PI Data](#)

When adding results in Edit PI Data, if you enter a **QWAD** but do not select the required qualification from the drop-down list, a warning is now displayed.

Clicking the **Change** button now clears the content of the dialog, facilitating the search of another QWAD.

Enhancement to the Group Performance Analysis Report

Applicable to schools in Northern Ireland only

[Reports](#) | [Results](#) | [Group Performance Analysis](#)

If the Group Performance Analysis report is run with a **Qualification** of **GCSE** and a **Level** of **All**, a warning is now displayed, advising that there is no data available for the report.



Fees Billing

New Features



Enhancements to the Fees Billing Changes Log

Applicable to Independent schools and schools in India only

[Reports](#) | [Fees Billing](#) | [Logs](#) | [Changes](#)

For Independent schools and schools in India, information regarding changes to concessions can now be viewed in the Fees Billing Changes Log.

Changes to a concessions fund value and concessions imported via an Application Import File are not reflected in the changes log.

For schools in India, information regarding the management of transport provisions can now be viewed in the Fees Billing Changes Log.

Enhancements to Searching for Charges

Applicable to schools in India only

[Focus](#) | [Fees Billing](#) | [Charging](#) | [Apply Charges](#)
[Focus](#) | [Fees Billing](#) | [Charging](#) | [Global Update of Charges](#)

When applying or updating charges, it is now possible to filter the search results using the **Transport** drop-down list.

Fixes

This release includes fixes in the following areas:

- Following valuable customer feedback, performance enhancements have been introduced throughout Fees Billing, particularly around Direct Debit and Charges functionality (via [Focus](#) | [Fees Billing](#) | [Instalments](#) | [Direct Debit](#) and [Focus](#) | [Fees Billing](#) | [Charging](#) | [Global Update of Charges](#)).
- When exporting all changes in the Changes Log ([Export All](#)), the [Changed By](#) date in the exported spreadsheet is now displayed in 24-hour format (via [Reports](#) | [Fees Billing](#) | [Logs](#) | [Changes](#)).

FMS

For information on the new features, enhancements and fixes included in FMS 6.202, please refer to the *FMS 6.202* release note.

Independent Schools Council (ISC) 2022 Return

Schools must upgrade to the SIMS 2021 Autumn Release before they can complete the ISC 2022 Return electronically.

New Features



ISC Return 2022 Key Dates

[Routines](#) | [Statutory Returns](#) | [ISC](#)

- Census date: 20/01/2022
- Age at date: 31/08/2021.

Fee Assistance

The [Contribution to Fees](#) panel now enables schools to report on both means tested and not means tested eligibility for fee assistance from the school.

To facilitate this new feature, the original Eligibility category has been split into two categories:

- Eligibility - means tested
- Eligibility - not means tested.

These categories are displayed as two rows in the [Contribution to Fees](#) panel.

This change is reflected in the Summary report.

Boarding Types for Boys and Girls

The registered boarding information displayed in the [Boarding Types](#) panel has been separated out for boys and girls.

To facilitate this change, new columns are displayed in the panel, e.g. [Day \(Boys\)](#), [Day \(Girls\)](#), [Full \(Boys\)](#), [Full \(Girls\)](#), etc.



This change is reflected in the Summary report.

Ethnicity Codes in the ISC Return

The new ethnicity code of **WNIR** (White - Northern Irish) has been mapped to the ISC category of **WHTB** (British) for pupils and staff.

For staff only, it is now possible to record where their ethnicity has not been obtained. The ethnicity code of **NOBT** (Not Obtained) is now mapped to the ISC category of **Unknown**.

The **Ethnic Origin of Staff** and **Ethnic Origin of Pupils** panels now enable schools to report on the category of **Ethnic Background Refused**.

Summary Report

The Summary report now displays the full description for each SEND category.

Lesson Monitor

New Features



Attendance Subcode Amendments

Applicable to schools in England only

Focus | Lesson Monitor

Attendance subcodes X03 and X04 are no longer active.

Two attendance subcodes have been added:

- X08-Director of Public Health advice not to attend
- X09-Self-isolating – specific group required by NHS test and trace.

Subcode Report

Applicable to schools in England only

Reports | Lesson Monitor | Selected Student Reports | Subcode Report

The new Subcode report enables schools to report on COVID-19-related information.

Options are available to report by individual student, groups of students and date range.

Fixes

This release includes fixes in the following areas:

- If a student has two classes at the same time and X marks are entered for both classes, conflicting marks (!) are no longer incorrectly reported (via **Focus | Lesson Monitor | Take Register**).
- After changing the timetable cycle, some schools reported that the cycle shape was displaying incorrectly in Enter a Weekly Pattern. This issue has been resolved (via **Focus | Lesson Monitor | Enter a Weekly Pattern**).
- An error no longer occurs when running the Official Register report for a **Group Type of Academic Class**, selecting five or more classes and then selecting the **Show History of Changes** check box (via **Reports | Lesson Monitor | Whole Group Student Reports | Official Register Report**).
- For schools in Wales, where one or more **Y** codes have been recorded for a student and then their enrolment status is changed from **Single Registration** to **Main - Dual Registration**, the **Y** codes are no longer replaced with - codes (via **Focus | Lesson Monitor | Edit Marks** and **Routines | Student | Change Enrolment Status**).

Options Online



Options Online does not form part of the SIMS 2021 Autumn Release.

For information on the latest release of Options Online, please refer to the Options Online Latest Release Information article, which is available on the support portal (https://support.capitasoftware.com/csm?id=kb_article_view&sysparm_article=KB0039436).

Fixes

This release includes a fix in the following area:

- A student's most recent photograph is now displayed in an Options plan (via **Options Online | Pathways and Students**).

Pay360 Education Payments

EP **ES** **WP** **WS** **IN**

Pay360 Education Payments does not form part of the SIMS 2021 Autumn Release.

For information on the latest release of Pay360 Education Payments, please refer to the Pay360 Education Payments Documentation - Latest Release Information article, which is available on the support portal

(https://support.capitasoftware.com/csm?id=kb_article_view&sysparm_article=KB0039438).

Personnel

New Features

EP **ES** **WP** **WS** **IN** 

Warning on Single Pay Spines in a Service Term

[Tools](#) | [Staff](#) | [Pay Related](#)

A warning message is now displayed when you deselect the **Single Pay Spine** check box in the **Pay Awards** panel on the **Service Term Details** page and save the changes.

If you continue to save, all pay spine awards, point and scale information will be removed from the service term and must be re-entered manually. This action can be reverted only by restoring from backup.

Enhancements to SWAC Roles

Applicable to schools in Wales only

[Tools](#) | [Lookups](#) | [Maintain](#)

[Focus](#) | [Person](#) | [Staff - Employment Details](#)

Each SWAC role description is now prefixed with either **Main Role** or **Additional Role**.

SWAC roles are available for selection from the **SWAC Roles** table on the **Employment Details** tab of the staff record.

Pupil Level Annual School Census (PLASC) 2022 Return

New Features

WP **WS** 

PLASC 2022 Key Dates

[Routines](#) | [Statutory Returns](#) | [PLASC](#)

Census date is 18/01/2022

Age as at Date is 31/08/2021.

SEN Status - Individual Development Plans

[Tools](#) | [Lookups](#) | [Maintain](#)

Schools are required to start recording Individual Development Plans (IDPs) from September 2021 and this information will be collected in the PLASC 2022 return.

To accommodate this change, two new codes are available from the **SEN Status** lookup:

- **C - School IDP** (School Maintained Individual Development Plan)
- **L - LA IDP** (Local Authority Maintained Individual Development Plan).



Reporting

Once you have upgraded to the SIMS 2021 Autumn Release, please remember to import the most up-to-date predefined reports. To import the reports, select [Reports | Import](#), then navigate to and select [PreDefined_Reports_v7202.RptDef](#) (typically found in [C:\Program Files \(x86\)\SIMS\SIMS .net](#)). Once imported, the updated reports are available to all users with the appropriate permissions.

New Features

EP **ES** **WP** **WS** **IN**

Enhancements to the Reporting Dictionary



[Reports | Design Report](#)

The following items have been added to the reporting dictionary:

- Staff Code (via [Staff | Basic Details](#))
- Staff Code in the [Teacher details | Basic Details](#) node (via [School | Class](#))
- Staff Code in the [Staff | Basic Details](#) node of the [Staff involved](#) sub-report (via [Behaviour Management | Behaviour Incidents](#)).

The Staff Code will be visible in reports to all users who have permissions to view staff basic details. There are no changes to the permissions required when recording a Staff Code via [Focus | Person | Staff](#).

Applicable to schools in England only (except Nursery schools)

The [Funding and Monitoring](#) sub-group is now available when designing a [Student | Additional Information](#) report. The following data items are available from this new sub-group:

- FAM Type
- FAM Code
- FAM Description
- Academic Year

- Autumn Hours
- Spring Hours
- Summer Hours.

Applicable to schools in India only

The following sub-report is now available:

- Transport (via [Student](#) and [Applicant](#) reports).

Enhancements to Timetable Reports



Not applicable to Primary schools

[Reports | Timetables](#)

The cursor position now defaults to the [Search by code](#) field instead of the [Effective date](#) field in the following reports:

- Staff Timetable(s)
- Room Timetable(s)
- Non-class code Timetable(s)
- Subjects Timetable.

The cursor position now defaults to the [Search by Name](#) field instead of the [Effective date](#) field in the following reports:

- Student Timetable(s)
- Periods Timetable.

ISC Current Staff (2021) Report



Applicable to Independent schools only

[Reports](#) | [Run Report - Focus](#) | [Staff](#)

The ISC Current Staff report has been updated. The new ISC Current Staff (2021) report incorporates the changes necessary to support the Independent Schools Council (ISC) 2022 Return.

Fixes

This release includes fixes in the following areas:

- An error no longer occurs when running a report that includes the **Dietary preferences** field, and where this field in one or more of the records in the report output exceeds 500 characters (via [Reports](#) | [Run Report](#)).
- The day headings are now displayed in the correct order on the Staff Timetable(s) and Student Timetable(s) reports (via [Reports](#) | [Timetables](#) | [Staff Timetable\(s\)](#) and [Reports](#) | [Timetables](#) | [Student Timetable\(s\)](#)).
- For schools in Wales, the content of the **Speaks Welsh** field is now displayed correctly in reports (via [Reports](#) | [Design Report](#)).
- For Independent schools, duplicate rows are no longer displayed when running a report on existing Lower school pupils who are applying to join the Upper school (where a pupil also has an applicant record) (via [Reports](#) | [Design Report](#)).
- For schools in Northern Ireland, an error no longer occurs when running a report that includes the **Newcomer History** sub-report (via [Reports](#) | [Run Report](#)).

School Census Spring 2022 Return

New Features



School Census Spring 2022 Key Dates

[Routines](#) | [Statutory Return](#) | [School Census](#)

- Census day 20/01/2022
- Attendance collected from the start of the Autumn term to 31/12/2021
- Exclusions collected from 05/04/2021 to 31/12/2021
- Free School Meal Eligibility collected from 08/10/2021 to 20/01/2022
- Alternative Provision Placements collected from 01/08/2021 to 20/01/2022
- Funding and Monitoring collected from 01/08/2021 to 20/01/2022
- Learner Support collected from 01/08/2021 to 20/01/2022.

Relationships Education, RSE and Health Education

Applicable to Primary and All-Through schools only

To enable schools to report on **Relationships Education, RSE and Health Education** as a class activity, this option has been added to the **Activity** drop-down list in the **Classes** panel.

Where applicable, this change is also reflected in the Class detail report.

Alternative Provision Detail Report

The new Alternative Provision detail report displays information about the school arranged alternative provision placements that fall within the data collection period (01/08/2021 to 20/01/2022).

An additional table is displayed specifically for Pupil Referral Units.

This report enables schools to check that the data is accurate before supplying the census file to the DfE.

Exclusions Detail Report

Not applicable to Nursery schools

For the Spring 2022 census, the Exclusions report includes both fixed term exclusions and suspensions.

The report criteria has been updated to reflect this information:

- Pupil/students with exclusions and final exclusion reviews from 05/04/2021 to 31/12/2021
- On-roll pupil/students and leavers
- Fixed term exclusion/suspensions (excluding lunchtime suspensions) starting from 05/04/2021 to 31/12/2021
- Permanent exclusions from 05/04/2021 to 31/12/2021.

Suspension is the new name for a Fixed Term Exclusion.

Update Funding and Monitoring

[Tools](#) | [Statutory Return Tools](#) | [Update Funding and Monitoring](#)

Not applicable to Nursery schools

The funding and monitoring functionality enables schools to record and extract information about pupil/students who are in receipt of parts of the Education Recovery Package.

Funding and Monitoring Detail Report

[Routines](#) | [Statutory Returns](#) | [School Census](#)

Not applicable to Nursery schools

The Funding and Monitoring report displays funding and monitoring information for pupil/students during the collection period 01/08/2021 to 20/01/2022.

The report enables schools to check that the data is accurate before supplying the census file to the DfE.

School Level Annual School Census (SLASC) 2022 Return

Schools must upgrade to the SIMS 2021 Autumn Release before they can complete the SLASC 2022 Return electronically.

New Features



SLASC 2022 Key Dates

[Routines](#) | [Statutory Returns](#) | [SLASC](#)

- Census reference date: 20/01/2022
- Age at date: 31/08/2021.

Staff and Proprietors Collection Period

The start date for the collection period relating to the appointment of teachers, education non-teaching staff and members of the proprietorial body is now after 22 January 2021 (i.e. the day after the previous census date).

The panels where this information is required are:

- Annex A Teachers - New appointments and leavers
- Annex B: Education Non-teaching Staff - New appointments and leavers
- Annex C - Proprietors - Part Biii - Newly appointed members of the proprietor body after previous census.

The descriptions displayed in these panels have been amended to reflect this change.



School Workforce Annual Census

New Features



Recording Members of Staff as Employed in a Teaching Role at Another School

[Routines](#) | [Statutory Returns](#) | [School Workforce Annual Census](#)

When running the School Workforce Annual Census, the **Retention** panel now enables the recording of a staff member's **Leaver Destination** as **Employed in a teaching role at another school**.

Enhancements to SWAC Roles

[Tools](#) | [Lookups](#) | [Maintain](#)

[Focus](#) | [Person](#) | [Staff - Employment Details](#)

Each SWAC role description is now prefixed with either **Main Role** or **Additional Role**.

SWAC roles are available for selection from the **SWAC Roles** table on the **Employment Details** tab of the staff record.

SIMS Core

New Features



Changes to Free School Meal (FSM) Transitional Protection

 [Managing Pupil/Students](#)

 [Setting Up and Maintaining Dinner Money](#)

Applicable to schools in Wales only

[Focus](#) | [Pupil \(or Student\)](#) | [Pupil \(or Student\) Details](#)

[Tools](#) | [Dinner Money](#) | [Backdate Transitional Protection](#)

It is now possible to backdate the **Effective Date** for **FSM Transitional Protection** in the **Dietary** panel of the pupil/student record to a date up to and including the start of the current academic year. Previously, it was not possible to change the **Effective Date** field.

For Dinner Money users, the **Effective Date** must be backdated or removed via **Tools | Dinner Money | Backdate Transitional Protection**. This enables Dinner Money to recalculate school meal charges.

Deleting Admission Enquiries



Applicable to Independent schools only

[Tools](#) | [Housekeeping](#) | [Delete Admission Enquiries](#)

It is now possible to delete multiple admission enquiries at the same time. All the associated personal information for enquirers and prospective pupils is also deleted, where these are their only roles recorded in SIMS. This process can be used to remove information that should no longer be retained in line with GDPR guidelines.

Enhancements to Lookups



[Tools](#) | [Lookups](#) | [Maintain](#)

The **Achievement Subject** lookup has been renamed **Achievement Activity Type** to align with the **Activity Type** drop-down list in the **Details** panel of the **Achievement Details** page (via [Focus](#) | [Behaviour Management](#) | [Maintain Achievements](#)).

Applicable to schools in Wales only

[Tools](#) | [Lookups](#) | [Maintain](#)

[Focus](#) | [Person](#) | [Staff - Employment Details](#)

Each SWAC role description is now prefixed with either **Main Role** or **Additional Role**.

SWAC roles are available for selection from the **SWAC Roles** table on the **Employment Details** tab of the staff record.

Applicable to schools in India only

[Tools](#) | [Lookups](#) | [Maintain](#)

To support the recording of transport provisions, the **Transport** lookup is now available.

Recording Transport and Concessions Information

Applicable to schools in India only

[Focus](#) | [Pupil](#) | [Concessions & Transport](#)

[Focus](#) | [Admission](#) | [Application - Concessions & Transport in the Links panel](#)

[Reports](#) | [Fees Billing](#) | [Logs](#) | [Changes](#)

It is now possible to record transport provisions via the renamed **Concessions & Transport** menu items. The information recorded is included as part of the Fees Billing Changes Log report.

Enhancement to the Person Data Output Report

Applicable to schools in India only

[Routines](#) | [Data Out](#) | [Person Data Output](#)

The **Transport Details** section has been added to the Person Data Output report. The following fields are displayed:

- Transport
- Start Date
- End Date
- Comments.

If this information has not been recorded for a pupil, the **Transport Details** section will not be displayed.

Deleting Concessions and Transport Information when Deleting Pupils

Applicable to schools in India only

[Routines](#) | [Pupil](#) | [Delete Pupil](#)

When deleting pupils, it is now possible to also delete all associated concession and transport information. The presence of concession and transport information does not prevent pupil deletion.

Deletion of Transport Information when Deleting Pupils in Bulk

Applicable to schools in India only

[Routines](#) | [Pupil](#) | [Bulk Delete Pupil Data](#)

When deleting pupils in bulk, it is now possible to also delete all associated transport information. The presence of transport information does not prevent bulk pupil deletion.



SIMS ID

EP ES WP WS IN

SIMS ID enables a single login point for multiple pieces of software. It works by synchronising key user data between SIMS and SIMS ID, enabling a Single Sign On (SSO) experience for pupil/students, staff and parents. Accounts, groups and timetable data are synchronised between SIMS and SIMS ID, with both administrators and users accessing SIMS ID as their go to point entry for local and online services.

- **SIMS ID Light** manages users in Cloud Services such as Hosted SIMS, Office 365 and Google.
- **SIMS ID Standard** manages users in Local Services such as Active Directory, as well as Cloud Services where required.

SIMS ID does not form part of the SIMS 2021 Autumn Release. For more information, please visit the SIMS ID product page on the SIMS website (<https://www.ess-sims.co.uk/products-and-services/sims-id>).

SIMS Parent and SIMS Parent Lite

EP ES WP WS IN

SIMS Parent and SIMS Parent Lite do not form part of the SIMS 2021 Autumn Release.

For information on the latest releases of these products, please refer to the SIMS Parent and SIMS Parent Lite Latest Release Information article, which is available on the support portal (https://support.capitasoftware.com/csm?id=kb_article_view&sysparm_article=KB0039437).

SIMS Services Manager

EP ES WP WS IN

The SIMS 2021 Autumn Release does not include an update to SIMS Services Manager and it does not provide the facility to install the product.

If SSM is not currently installed, the latest version is available from the *Useful Documents and Links* section of the *SIMS 7 Release Information* page on the support portal (https://support.capitasoftware.com/csm?id=kb_article_view&sysparm_article=KB0035066).

The current version ensures compatibility between SIMS and SSM, as well as products that make use of SSM.

For customers that centrally host SSM, please refer to the most recent manual SSM update, which is available from the *Useful Documents and Links* section of the *SIMS 7 Release Information* page on the support portal (https://support.capitasoftware.com/csm?id=kb_article_view&sysparm_article=KB0035066).

System Manager

IN

Fixes

This release includes a fix in the following area:

- For Independent schools, to enable access to the Concessions functionality, the Fees Manager permission group now includes the **Students | Financial Details | View (All)** and **Edit (All)** permissions (via **Focus | System Manager | Manage Groups**).



EP ES WP WS IN

SIMS Teacher app Compatibility

The SIMS Teacher app is guaranteed to support the previous two releases of SIMS, inclusive of any release with which it is shipped.

The SIMS Teacher app can be used alongside the following versions of SIMS:

- SIMS 2021 Autumn Release (SIMS 7.202)
- SIMS 2021 Summer Release (SIMS 7.200).

Please note that the Teacher app does not form part of the SIMS 2021 Autumn Release. For information on new features and enhancements, please refer to the [What's New](#) section of the SIMS Teacher app [Help Centre](#), which is available by clicking the [Help Centre](#) button in the app.